

southco®

PROPRIETARY ITEM - EXCEPT FOR USES EXPRESSLY GRANTED IN WRITING INFORMATION DISCLOSED HEREON IS CONFIDENTIAL AND ALL RIGHTS PATENT AND OTHERWISE ARE RESERVED BY SOUTHCO, INC.

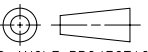
No. 81 SPLIT RING RETAINER

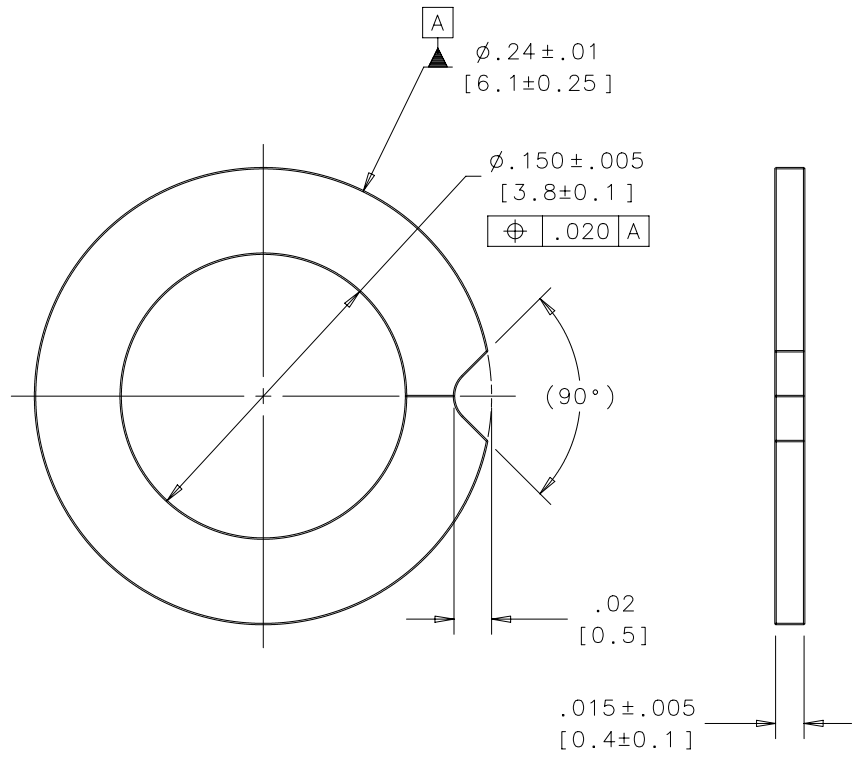
DATE	DRAWN	CHKD	SCALE	DRAWING NUMBER
9-19-73	RHB		10:1	J-81-32-101-20

REV	DATE	DRAWN/CHKD	DESCRIPTION	PART NUMBER	MATERIAL	FINISH
E	26AUG2004	VNI/MJS	PRN: P2004-0967	81-32-101-20	STAINLESS STEEL	PASSIVATED
F	11JUL2006	RLR/MDY	PRN: P2006-0945			

INCHES
[MILLIMETERS]

ALL DIMENSIONS WITHOUT TOLERANCES ARE FOR REFERENCE ONLY.

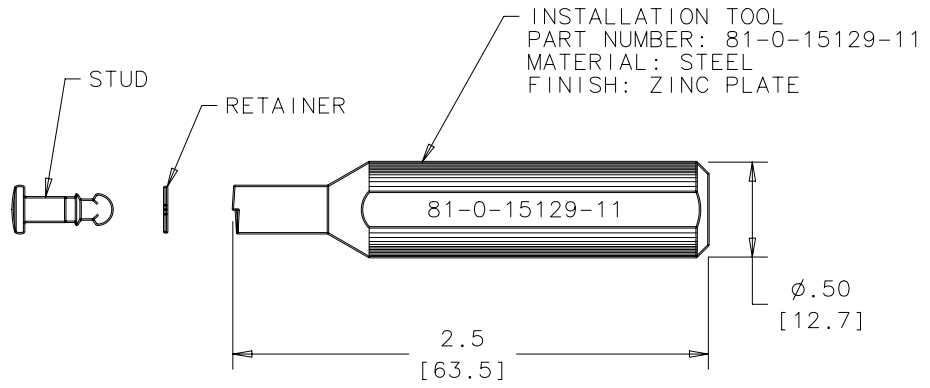
THIRD ANGLE PROJECTION  A PAPER SIZE



RETAINER

INSTALLATION INSTRUCTIONS:

1. INSTALL BY HAND OR USE TOOL PART NUMBER 81-0-15129-11
2. TO INSTALL USING TOOL: SLIP RETAINER OVER NOSE OF STUD. ORIENT NOTCH ON TOOL FACE WITH NOTCH IN RETAINER. ROLL RETAINER OVER COLLAR OF STUD USING ROCKING MOTION.



SCALE 1:1