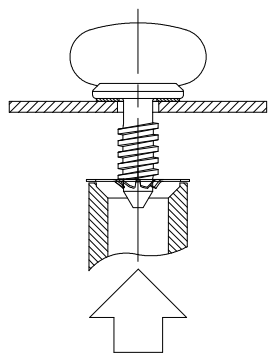


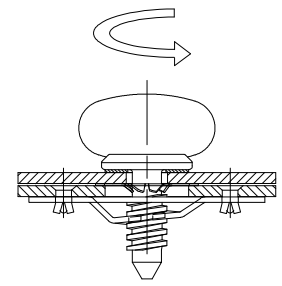
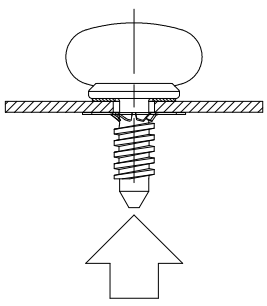
DRAWING NUMBER	TD-17-2-J
SCALE	NTS
CHKD	ACZ
DRAWN	CLB
DATE	7-7-89
PAPER SIZE	A
THIRD ANGLE PROJECTION	

SOUTHCO PERFORMANCE GUIDELINES  
 THE PERFORMANCE GUIDELINES SHOWN ON THIS PAGE ARE SUPPLIED AS A GENERAL GUIDE ONLY, AS CONDITIONS VARY WITH EACH APPLICATION AND METHOD OF INSTALLATION. STRENGTH DATA GIVEN IS FOR FAILURE OF THE PRODUCT OR FOR SUFFICIENT DEFORMATION TO MAKE PRODUCT INOPERABLE. NO SAFETY FACTOR HAS BEEN APPLIED IT IS RECOMMENDED THAT THE USER REQUEST A PRODUCT SAMPLE FOR TESTING TO DETERMINE THE SUITABILITY OF THE PRODUCT FOR THE PURPOSE INTENDED AND USER'S PARTICULAR APPLICATION.

INSTALLATION FORCE



RETENTION FORCE



BACK OUT TORQUE

NOTE: Retainer shown is P/N 17-6-1.

PART NUMBER (DESCRIPTION)	AVERAGE <sup>(A)</sup> INSTALLATION FORCE (N/lb)	AVERAGE <sup>(B)</sup> RETENTION FORCE (N/lb)	AVERAGE BACK OUT TORQUE <sup>(C)</sup> (N-m/in-lb)
17-6-1 (S/S, PUSH-ON)	68.5/15.4	2646/595 <sup>(1)</sup>	1.23/11.0 <sup>(4)</sup>
17-10014-12 (ALUM, THREAD-ON AND FLATTEN)	171.2/38.5	921/207 <sup>(2)</sup>	1.23/11.0 <sup>(4)</sup>
17-10014-26 (S/S, THREAD-ON AND FLATTEN)	431.5/97.0	2620/589 <sup>(2)</sup>	1.90/17.0 <sup>(4)</sup>
17-10054-42 (NYLON, PUSH-ON)	88.9/20.0	551/124 <sup>(3)</sup>	0.95/8.5 <sup>(4)</sup>

- <sup>(A)</sup> Installation force is the force required to:
  1. push retainer P/N 17-6-1 or P/N 17-10054-42 over the screw threads with installation tool No. 17-0-24585-11 or P/N 17-0-21333-11 as shown.
  2. strike tool No. 17-10019-11 in order to flatten retainer P/N 17-10014-12 or P/N 17-10014-26.
- <sup>(B)</sup> Retention force is the force required to push the screw out of the retainer as shown.
- <sup>(C)</sup> Back out torque is the torque required to unthread the screw through the retainer when outer and inner panels are held adjacent to one another and a standard receptacle is used as shown.

FAILURE MODES:

- <sup>(1)</sup> Retainer teeth bent and broke off.
- <sup>(2)</sup> Retainer bent and cracked.
- <sup>(3)</sup> Retainer bent and ripped.
- <sup>(4)</sup> Retainer bent.

REF. 17-70

REV	A	DATE	09APR2002	DESCRIPTION	UPDATE FORMAT
DRAWN/CHKD	GDM				