

DATE 8/87
 DRAWN GJC
 CHD JWM
 SCALE
 DRAWING TD-1 01-J

P1 POCKET PUL

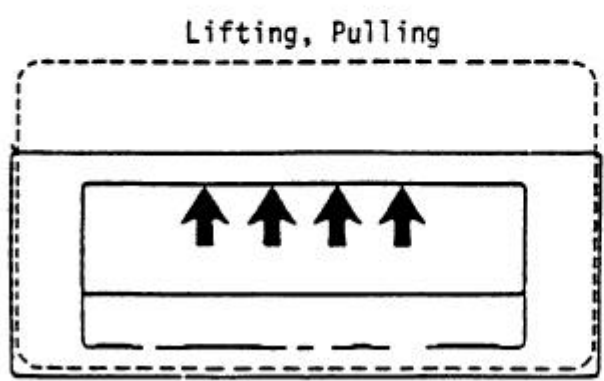
southco

GENERAL PERFORMANCE GUIDELINES

The information shown on this page was determined under one set of test conditions and is supplied as a general guide only, as conditions vary with each application. Maximum Working Load is the maximum load that the product will withstand without affecting the operation or appearance of the product.,The Average Ultimate Load causes failure of the product, or sufficient deformation to make the product inoperable. No safety factor has been applied. It is recommended that the user test the product under conditions encountered in the particular application.

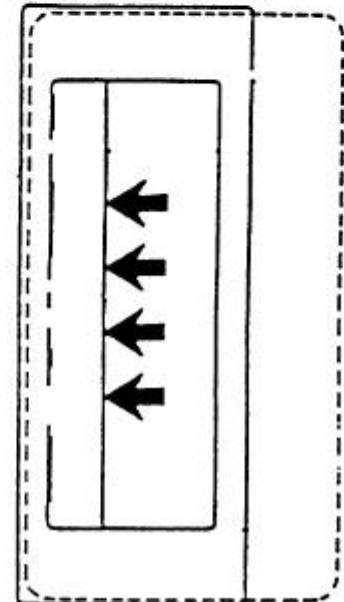
Part Numbers

P1-31, P1-33, P1-35, P1-30-101-11, P1-30-103-11, P1-30-105-11



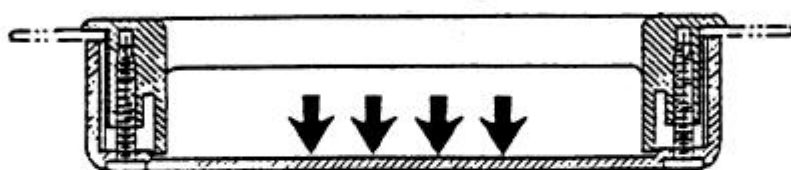
Maximum Working Load 300 lbs(1334 N)
 Average Ultimate Load 600 lbs(2668 N)
 Distributed Load Area 0.75 in²(4.84 cm²)

Pushing, Sliding



Maximum Working Load 100 lbs(444 N)
 Average Ultimate Load 150 lbs(667 N)
 Distributed Load Area 1.25 in²(8.06 cm²)

Push Through



Maximum Working Load 150 lbs(667 N)
 Average Ultimate Load 200 lbs(889 N)
 Distributed Load Area 2.25 in²(14.51 cm²)

Values shown above are for distributed loading. For concentrated loading, loads are as follows;

Load Condition	Maximum Working Load	Average Ultimate Load	Concentrated Load Area
Lifting, Pulling	175 lbs(778 N)	250 lbs(1112 N)	0.15 in ² (0.97 cm ²)
Pushing, Sliding	60 lbs(266 N)	125 lbs(556 N)	0.78 in ² (5.03 cm ²)
Push Through	100 lbs(444 N)	175 lbs(778 N)	0.78 in ² (0.97 cm ²)

Mounting screw tightening torque not to exceed 5 inch-pounds
 (0.56 Newton-Meters)

REF: P1-01, P1-03, P1-03A

Rev. C 4/2002 MJS Updated Logo

PROPRIETARY ITEM EXCEPT FOR USES EXPRESSLY GRANTED IN WRITING. INFORMATION DISCLOSED HEREON IS CONFIDENTIAL AND ALL RIGHTS, PATENT AND OTHERWISE, ARE RESERVED BY SOUTHCO, INC.

DRAWING NUMBER

TD-P1-01-J

Rev. A 6/88 SML Added P/N's "103" and "105"

Rev. B 2/90 ACZ Added P/N's P1-31, P1-33, P1-35