
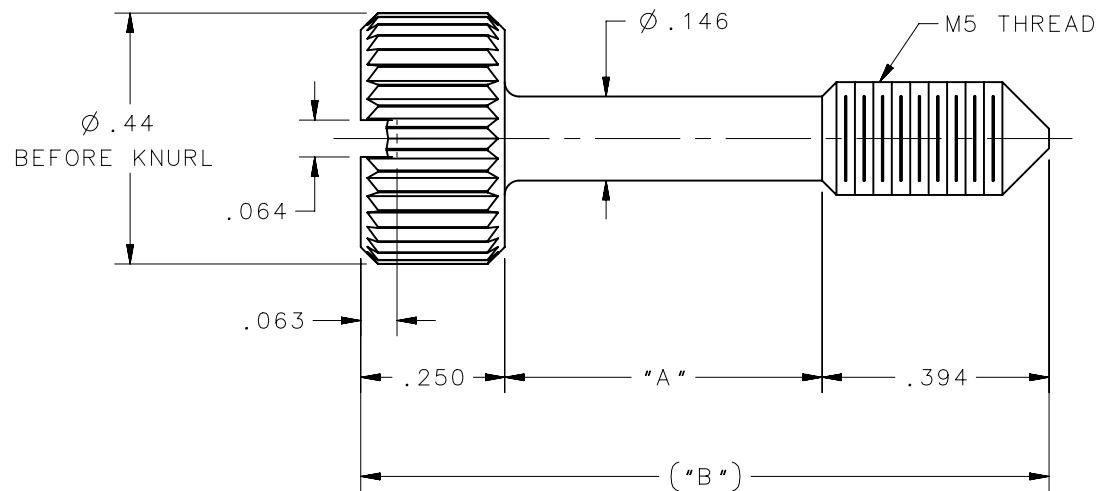
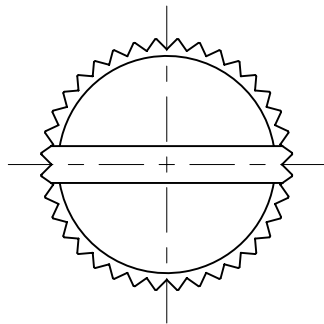


PART NUMBER	"A"	"B"
58-76-314-XX	.55	1.20
58-76-316-XX	.63	1.27
58-76-318-XX	.71	1.35
58-76-320-XX	.79	1.43
58-76-322-XX	.87	1.51
58-76-324-XX	.95	1.60
58-76-326-XX	1.02	1.67

REVISION HISTORY			
REV	DATE	BY	DESCRIPTION
A	26DEC2012	DMS/YGC	PRN: P2012-1817



SCALE 1:1



NOTES:

A. FOR AN UNSLOTTED SCREW CHANGE THE THIRD DIGIT OF THE PART NUMBER FROM 7 TO 8 (EXAMPLE: 58-86-314-XX).

B. MATERIAL AND FINISH (LAST TWO DIGITS OF PART NUMBER):

-24: 302 STAINLESS STEEL, PASSIVATED.

-26: 302 STAINLESS STEEL, PASSIVATED PLUS BLACK ORGANIC COATING.

58-76-3YY-XX		SCREW		SEE NOTE B		SEE NOTE B	
PART NUMBER		TYPE OF COMPONENT		MATERIAL		FINISH	
		THIRD ANGLE PROJECTION		 CONNECT • CREATE • INNOVATE			
		INCHES [MM]					
SURFACE AREA		TOLERANCES UNLESS OTHERWISE NOTED		DESCRIPTION SOUTHCO NO.58 SCREW FASTENER M5 THREAD - 7/16 DIA HEAD			
VOLUME		ALL DIMENSIONS WITHOUT TOLERANCES ARE FOR REFERENCE ONLY.		SIZE A	SYSTEM NX	DWG NO. J-58-314	
PROPRIETARY ITEM <small>EXCEPT FOR USES EXPRESSLY GRANTED IN WRITING, INFORMATION DISCLOSED HEREON IS CONFIDENTIAL AND ALL RIGHTS, PATENT AND OTHERWISE, ARE RESERVED BY SOUTHCO, INC.</small>		PER ASME Y14.5M-1994		DRAWN BY JGK	DATE 19JAN1996	SCALE 3:1	SHEET 1 OF 1