



H3 Swinghandle

Medium / large · Sealed / non-sealed

- Zinc alloy swinghandle system
- Multiple locking options; including DIN profile
- Indoor/outdoor version
- Available for medium (125mm x 25mm) and large (150mm x 25mm) door cutout

Material and Finish

Handle: Zinc alloy, black powder coated or satin chrome plated

Cam: Steel, zinc plated

Performance Details

Maximum static load: 250 N (56 lbf)

Sealing Notes

Sealed version meets NEMA 4 / IP66 water intrusion standards

Keys

See page 120 and 169-175

Multi-Point Systems

See page 192

Notes

*For dimension details of DIN lock version, please contact Southco

Product available to meet **TELCORDIA®** GR-487; contact Southco for details

Electromechanical swinghandle available see page 40

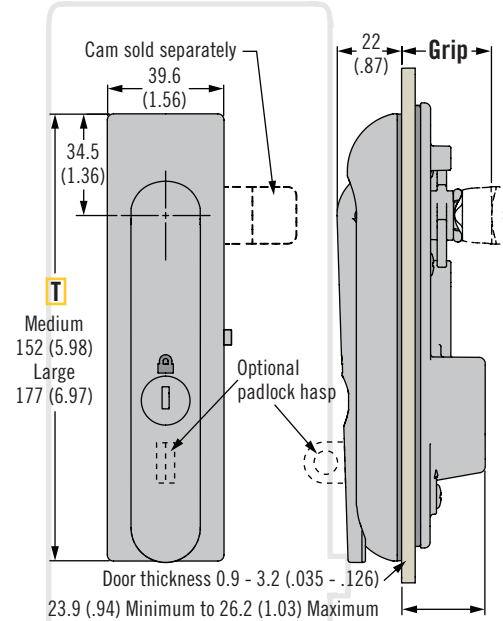
Key removal in lock position only for sealed version

For plastic version see page 228

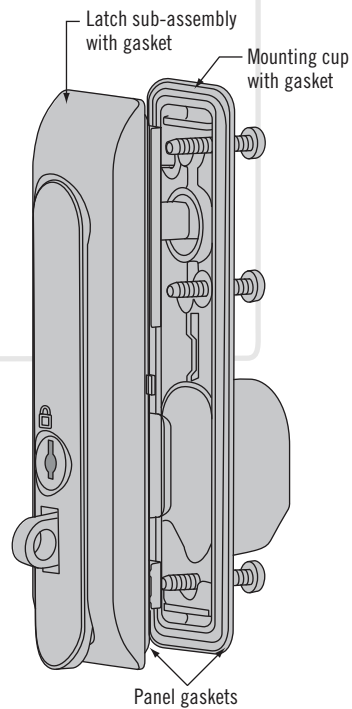
TELCORDIA is a registered trademark of Telcordia Technologies, Inc.

Sealed (H3-50 medium shown)

(H3-60 large available part number selection)

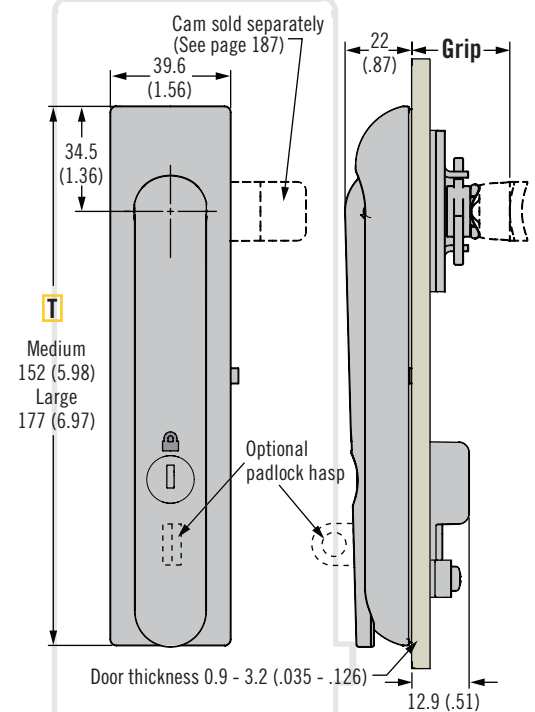


ACTUAL SIZE
H3-50 MEDIUM

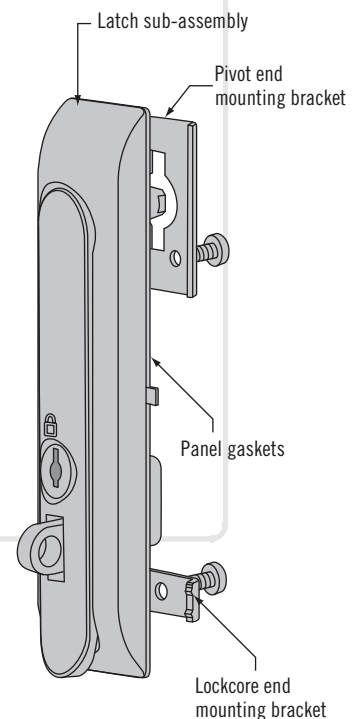


Non-Sealed (H3-60 large shown)

(H3-50 medium available part number selection)

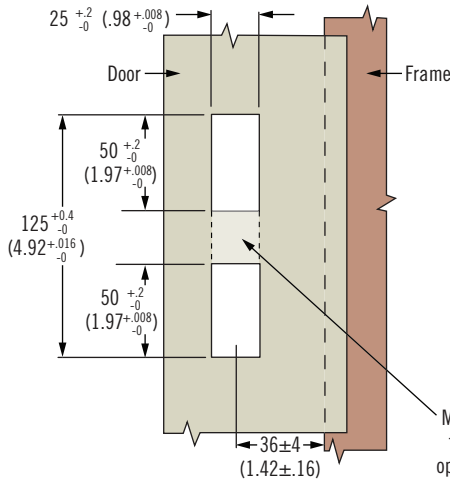


ACTUAL SIZE
H30-60 LARGE

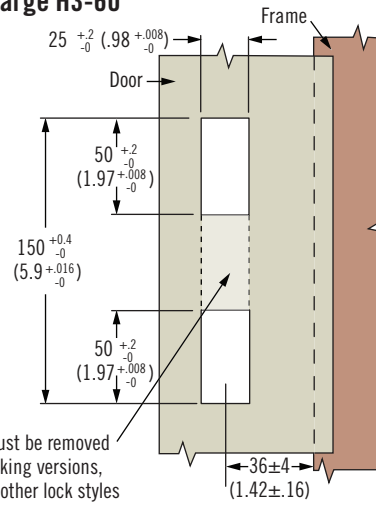


Dimensions in millimeters (inch) unless otherwise stated

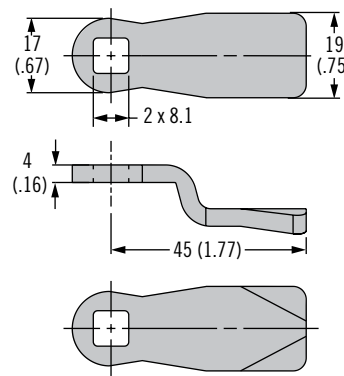
Medium H3-50



Large H3-60



Cam Part Number Table For Use As Single Point Or With Actuator Plate (order separately from latch)			
Grip	Part Number	Grip	Part Number
10.3 (.41)	E5-6107	26.3 (1.04)	E5-6115
12.3 (.48)	E5-6108	28.3 (1.11)	E5-6116
14.3 (.56)	E5-6109	30.3 (1.19)	E5-6117
16.3 (.64)	E5-6110	32.3 (1.27)	E5-6118
18.3 (.72)	E5-6111	34.3 (1.35)	E5-6119
20.3 (.80)	E5-6112	36.3 (1.43)	E5-6120
22.3 (.88)	E5-6113	38.3 (1.51)	E5-6121
24.3 (.96)	E5-6114	40.3 (1.59)	E5-6122



Part Number Selection

- For single point:
Order latch and cam separately
- For multi-point:
- Order latch and cam separately
 - Order multi-point system accessories (linear actuator or actuator plate, rod, rod guide) if 3 point latching required see pages 224-232.

Notes

Actuator style **A** options 1 and 2 see pages 224-225
*2 Overmolded keys supplied

Latch Part Number (no cam)

- T** Size ←
- 50 Medium - 152 (5.98) height
 - 60 Large - 177 (6.97) height

- A** Actuator style ←
- No padlock hasp for use as single point or with actuator plate (see page 227)
 - With padlock hasp for use as single point or with actuator plate (see page 227)

- S** Sealing option ←
- 0 Non-sealed
 - 1 Sealed

- F** Finish ←
- 44 Satin chrome
 - 50 Black powder coated

- L** Lock style
- 00 Locking DIN profile (no lock supplied)
 - 01 Locking keyed alike CH751*
 - 02 Locking keyed alike 300*
 - 03 Locking keyed alike 333*
 - 04 Non-locking
 - 05 Locking keyed alike HL450*
 - 20 Non-locking with detent
 - 21 Locking DIN profile keyed alike CH751*
 - 22 Locking DIN profile keyed alike 300*
 - 23 Locking DIN profile keyed alike 333*
 - 24 DIN without Lock Plug
 - 40 3 mm Double-bit
 - 41 5 mm Double-bit
 - 42 Bellcore 216
 - 43 Bellcore Hex-Pin Recess
 - 47 8 mm triangle
 - 70 DIN profile 3 mm Double-bit
 - 71 DIN profile 5 mm Double-bit
 - 72 DIN profile Bellcore 216
 - 73 DIN Profile Bellcore Hex-Pin Recess
 - 77 DIN profile 8 mm triangle

For linear actuator version (see pages 224-225)

