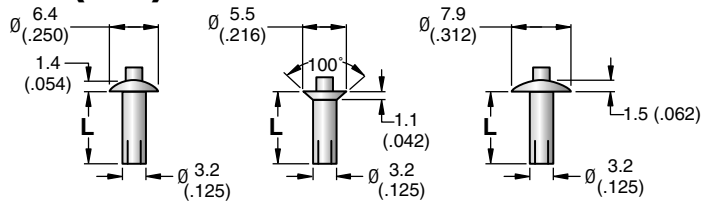


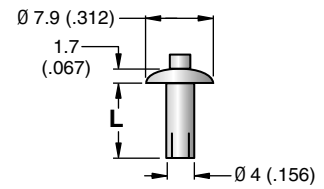
Southco® Drive (Blind) Rivets

General Purpose Rivets

Ø 3.2 (1/8")

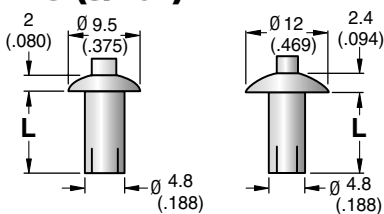


Ø 4 (5/32")

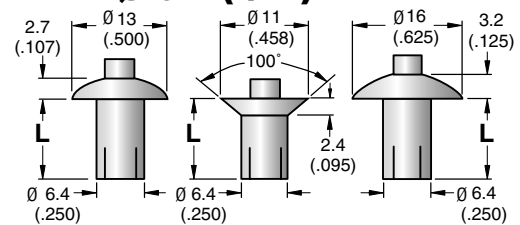


PART NUMBERS			L	GRIP			L	PART NUMBERS
Universal Head	100° CSK Head	Full Brazier Head		MIN.	NOM.	MAX.		Universal Head
38-104-02-13 •			4 (.156)	1.2 (.047)	1.6 (.063)	2 (.078)	4.8 (.188)	
38-104-03-13 •	38-504-03-13 •	38-204-03-13	4.8 (.188)	2 (.078)	2.4 (.094)	2.8 (.109)	5.6 (.219)	38-105-03-13 •
38-104-04-13 •		38-204-04-13	5.6 (.219)	2.8 (.109)	3.2 (.125)	3.6 (.141)	6.4 (.250)	38-105-04-13 •
38-104-05-13 •	38-504-05-13 •	38-204-05-13	6.4 (.250)	3.6 (.141)	4 (.156)	4.4 (.172)	7.1 (.281)	38-105-05-13 •
38-104-06-13 •		38-204-06-13	7.1 (.281)	4.4 (.172)	4.8 (.188)	5.2 (.203)	7.9 (.313)	38-105-06-13 •
38-104-07-13 •	38-504-07-13 •	38-204-07-13	7.9 (.313)	5.2 (.203)	5.6 (.219)	6 (.234)	8.7 (.344)	38-105-07-13 •
38-104-08-13 •			8.7 (.344)	6 (.234)	6.4 (.250)	6.8 (.266)	9.5 (.375)	38-105-08-13 •
38-104-09-13 •	38-504-09-13 •		9.5 (.375)	6.8 (.266)	7.1 (.281)	7.5 (.297)	10.3 (.406)	38-105-09-13 •
38-104-10-13 •			10.3 (.406)	7.5 (.297)	7.9 (.313)	8.3 (.328)	11.1 (.438)	38-105-10-13 •
38-104-11-13 •			11.1 (.438)	8.3 (.328)	8.7 (.344)	9.1 (.359)	11.9 (.469)	38-105-11-13 •
38-104-12-13 •		38-204-12-13	11.9 (.469)	9.1 (.359)	9.5 (.375)	9.9 (.391)	12.7 (.500)	
				11.5 (.453)	11.9 (.469)	12.3 (.484)	15.1 (.594)	38-105-15-13 •
				12.3 (.484)	12.7 (.500)	13.1 (.516)	15.9 (.625)	38-105-16-13 •
				15.5 (.609)	15.9 (.625)	16.3 (.641)	19.1 (.750)	38-105-20-13 •

Ø 4.8 (3/16")



Ø 6.4 (1/4")

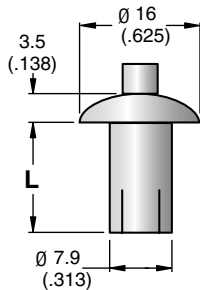


PART NUMBERS		L	GRIP			L	PART NUMBERS		
Universal Head	Full Brazier Head		MIN.	NOM.	MAX.		Universal Head	100° CSK Head	Full Brazier Head
38-106-02-16 •	38-206-02-16 •	6.4 (.250)	1.2 (.047)	2.4 (.094)	3.6 (.141)	6.4 (.250)	38-108-02-16 •		38-208-02-16 •
38-106-04-16 •	38-206-04-16 •	7.1 (.281)	2 (.078)	3.2 (.125)	4.4 (.172)	7.1 (.281)	38-108-04-16 •		38-208-04-16 •
38-106-06-16 •	38-206-06-16 •	8.7 (.344)	3.6 (.141)	4.8 (.188)	6 (.234)	8.7 (.344)	38-108-06-16 •		38-208-06-16 •
38-106-08-16 •	38-206-08-16 •	10.3 (.406)	5.2 (.203)	6.4 (.250)	7.5 (.297)	10.6 (.416)	38-108-08-16 •	38-508-08-16 •	38-208-08-16 •
38-106-10-16 •	38-206-10-16 •	11.9 (.469)	6.8 (.266)	7.9 (.313)	9.1 (.359)	11.9 (.469)	38-108-10-16 •	38-508-10-16 •	38-208-10-16 •
38-106-12-16 •	38-206-12-16 •	13.5 (.531)	8.3 (.328)	9.5 (.375)	10.7 (.422)	13.5 (.531)	38-108-12-16 •	38-508-12-16 •	38-208-12-16 •
38-106-14-16 •	38-206-14-16 •	15.1 (.594)	9.9 (.391)	11.1 (.438)	12.3 (.484)	15.1 (.594)	38-108-14-16 •	38-508-14-16 •	38-208-14-16 •
38-106-16-16 •	38-206-16-16 •	16.7 (.656)	11.5 (.453)	12.7 (.500)	13.9 (.547)	16.7 (.656)	38-108-16-16 •	38-508-16-16 •	38-208-16-16 •
38-106-18-16 •	38-206-18-16 •	18.3 (.719)	13.1 (.516)	14.3 (.563)	15.5 (.609)	18.3 (.719)	38-108-18-16 •	38-508-18-16 •	38-208-18-16 •
38-106-20-16 •	38-206-20-16 •	19.8 (.781)	14.7 (.578)	15.9 (.625)	17.1 (.672)	19.8 (.781)	38-108-20-16 •	38-508-20-16 •	38-208-20-16 •
			16.3 (.641)	17.5 (.688)	18.7 (.734)	21.4 (.844)		38-508-22-16 •	
			17.9 (.703)	19.1 (.750)	20.3 (.797)	23 (.906)	38-108-24-16	38-508-24-16 •	38-208-24-16 •
	38-206-26-16 •	24.6 (.969)	19.4 (.766)	20.6 (.813)	21.8 (.859)	24.6 (.969)		38-508-26-16 •	
38-106-28-16 •		26.2 (1.031)	21 (.828)	22.2 (.875)	23.4 (.922)	26.2 (1.031)	38-108-28-16	38-508-28-16 •	38-208-28-16 •
38-106-32-16 •	38-206-32-16 •*	29.4 (1.156)	24.2 (.953)	25.4 (1.000)	26.6 (1.047)	29.4 (1.156)			38-208-32-16 •*
			27.4 (1.078)	28.6 (1.125)	29.7 (1.171)	32.5 (1.281)			38-208-36-16 •*
			33.7 (1.328)	34.9 (1.375)	36.1 (1.421)	38.9 (1.531)			38-208-44-16 •*

* These part numbers can be used in Masonry, see next page for installation instructions.

Large diameter Aluminum Drive Rivets

Ø 7.9 (5/16")



GRIP			L	PART NUMBERS
MIN.	NOM.	MAX.		Universal Head
3.4 (.132)	4.8 (.188)	6.2 (.242)	11.1 (.438)	38-110-06-16 •
5.7 (.226)	7.1 (.281)	8.5 (.336)	13.5 (.531)	38-110-09-16 •
8.1 (.320)	9.5 (.375)	10.9 (.430)	15.9 (.625)	38-110-12-16 •
10.5 (.414)	11.9 (.469)	13.3 (.523)	18.3 (.719)	38-110-15-16 •
12.9 (.508)	14.3 (.563)	15.7 (.617)	20.6 (.813)	38-110-18-16 •
15.3 (.601)	16.7 (.656)	18.1 (.711)	23 (.906)	38-110-21-16 •
17.7 (.695)	19.1 (.750)	20.5 (.804)	25.4 (1.000)	38-110-24-16
20 (.789)	21.4 (.844)	22.8 (.898)	27.8 (1.094)	38-110-27-16
22.4 (.882)	23.8 (.938)	25.2 (.992)	30.2 (1.188)	38-110-30-16



Material and Finish

Ø 3.2 (.125) and Ø 4 (.156)

RIVET: Aluminum, natural.

PIN: 302 Stainless steel, natural.

Ø 4.8 (.188) and Ø 6.4 (.250)

RIVET: Aluminum, natural.

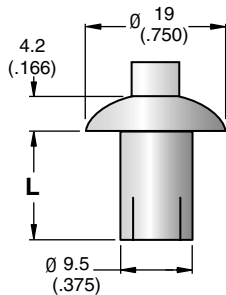
PIN: 7075 Aluminum, natural.

Ø 7.9 (.313) and Ø 9.5 (.375)

RIVET: Aluminum, natural.

PIN: 7075 Aluminum, natural.


Ø 9.5 (3/8")



GRIP			L	PART NUMBERS
MIN.	NOM.	MAX.		Universal Head
3.2 (.125)	4.8 (.188)	6.4 (.250)	12.7 (.500)	38-112-06-16 •
5.5 (.219)	7.1 (.281)	8.7 (.344)	15.1 (.594)	38-112-09-16 •
7.9 (.313)	9.5 (.375)	11.1 (.438)	17.5 (.688)	38-112-12-16 •
10.3 (.406)	11.9 (.469)	13.5 (.531)	19.8 (.781)	38-112-15-16 •
12.7 (.500)	14.3 (.563)	15.9 (.625)	22.2 (.875)	38-112-18-16 •
15.1 (.594)	16.7 (.656)	18.3 (.719)	24.6 (.969)	38-112-21-16 •

* See page 321 for rivet selection and application information.

Installation for Masonry Rivets (With only a drill and a hammer)



1. Use a carbide tipped spiral masonry drill, same diameter as rivet [6.4 (.250) or 4.8 (.188)]. Drill to any depth, deep enough to permit full insertion of rivet.
2. Insert rivet through material to be attached and into wall. No other parts to apply-rivet works like a nail.
3. Drive the pin just flush with rivet head, using ordinary hammer. Rivet prongs expand deep in masonry where it is strongest.
4. That's all. Attachment is complete. To remove, drill head off or, if hole is deep enough, drive pin through and pull rivet out.

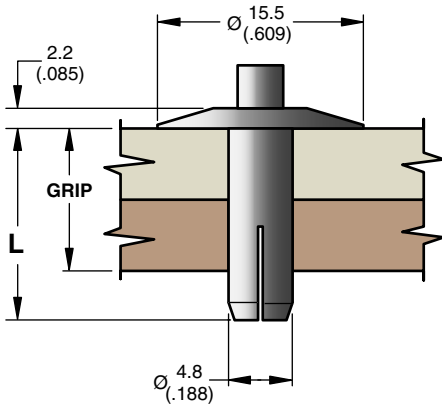
millimeter (inch)
millimeter
(inch)

Dimensions without tolerances are for reference only.

Southco® Drive (Blind) Rivets

Trailer Liner Rivets

- **Fast, efficient trailer lining**
- **Low profile, non-snag head design**
- **Six sizes**



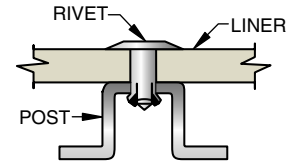
GRIP		L	PART NUMBERS
MIN.	MAX.		
1.9 (.075)	4.4 (.175)	7.1 (.281)	10-11-706-13 •
4.4 (.175)	7 (.275)	9.9 (.391)	10-12-706-13 •
7 (.275)	9.5 (.375)	12.3 (.484)	10-13-706-13 •
9.5 (.375)	12.1 (.475)	14.7 (.578)	10-14-706-13 •
12.1 (.475)	14.6 (.575)	17.5 (.688)	10-15-706-13 •
14.6 (.575)	17.1 (.675)	19.8 (.781)	10-16-706-13 •

*Grip equals total thickness of all layers to be fastened.



Material and Finish

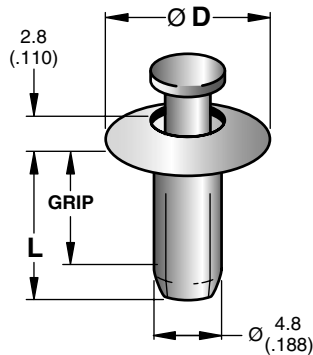
RIVET: 2117 Aluminum, natural.
PIN: 7075 Aluminum, natural.



Southco® Drive (Blind) Rivets

Tamper-resistant, Tamper-evident Rivets

- **Recessed pin resists being driven through or drilled out**
- **Removal is difficult and time consuming**
- **Non-snag head design**
- **Available in 2 diameters and 4 grip ranges**

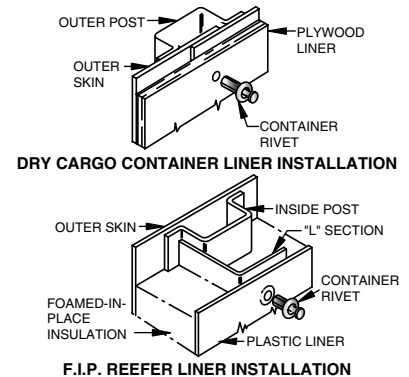


GRIP		L	PART NUMBERS	
MIN.	MAX.		Ø 12 (.468) Head	Ø 16 (.615) Head
1.9 (.075)	4.4 (.175)	7.1 (.281)	10-99-106-11 •	10-99-108-11 •
4.4 (.175)	7 (.275)	9.9 (.391)	10-99-106-12 •	10-99-108-12 •
7 (.275)	9.5 (.375)	12.3 (.484)	10-99-106-13	10-99-108-13 •
9.5 (.375)	12.1 (.475)	14.7 (.578)	10-99-106-14	10-99-108-14



Material and Finish

RIVET: 5052 Aluminum, natural.
PIN: 5556 Aluminum, natural.



millimeter (inch)
millimeter
(inch)

Dimensions without tolerances are for reference only.