

REV.	DATE	DRAWN	REVISION
A	16APR2002	MJS	UPDATED LOGO

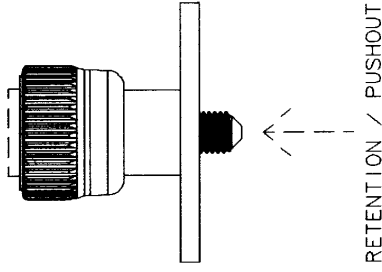
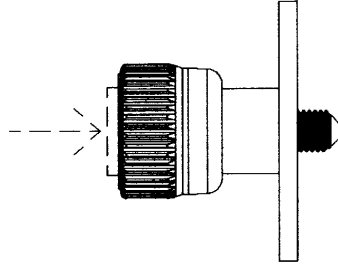
DATE	DRAWN	CHKD	SCALE
10MAY00	GDM	MP	NTS

THIRD ANGLE PROJECTION	A4 PAPER SIZE
------------------------	---------------

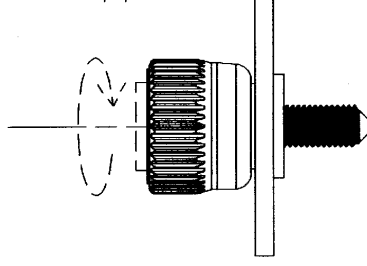
SOUTHCO PERFORMANCE GUIDELINES

THE PERFORMANCE GUIDELINES SHOWN ON THIS PAGE ARE SUPPLIED AS A GENERAL GUIDE ONLY, AS CONDITIONS VARY WITH EACH APPLICATION AND METHOD OF INSTALLATION. STRENGTH DATA GIVEN IS FOR FAILURE OF THE PRODUCT OR FOR SUFFICIENT DEFORMATION TO MAKE PRODUCT INOPERABLE, NO SAFETY FACTOR HAS BEEN APPLIED. IT IS RECOMMENDED THAT THE USER REQUEST A PRODUCT SAMPLE FOR TESTING TO DETERMINE THE SUITABILITY OF THE PRODUCT FOR THE PURPOSE INTENDED AND USER'S PARTICULAR APPLICATION.

INSTALLATION



TIGHTENING TORQUE



ASSEMBLY NUMBER ①	SCREW SIZE	AVERAGE INSTALLATION FORCE N (lbf)	AVERAGE PUSHOUT FORCE N (lbf)	AVERAGE TIGHTENING TORQUE TO FAILURE N·cm (lbf·in) ⑥
47-10-1X1-XX ②	4-40 M3	1600 (360)	619 (139) ④	204 (18) ⑦
47-10-2X2-XX ③	6-32 M3.5	1600 (360)	1039 (234) ⑤	354 (31) ⑦
47-10-3X2-XX ③	8-32 M4	2200 (495)	992 (223) ⑤	730 (65) ⑧
47-10-5X2-XX ③	10-32 M5	2200 (495)	977 (220) ⑤	637 (56) ⑨
47-10-6X2-XX ③	1/4-20 M6	2500 (560)	875 (197) ⑤	1215 (106) ⑨

NOTES:

1. ALL ASSEMBLIES TESTED IN CRS, ASTM A 109 #5 TEMPER (Rb43).
2. TESTED IN 0.8 mm (.031") THICK PANELS.
3. TESTED IN 1.5 mm (.059") THICK PANELS.
4. FAILURE OCCURRED WHEN ASSEMBLY RELEASED FROM PANEL.
5. FAILURE OCCURRED WHEN SCREW PUSHED OUT OF ASSEMBLY OR KNOB UNCRIMPED FROM ASSEMBLY.
6. SLOTTED DRIVE RECESS TESTED.
7. FAILURE OCCURRED WHEN SCREW SHANK BROKE.
8. FAILURE OCCURRED WHEN SCREW SHANK BROKE OR DRIVE RECESS STRIPPED.
9. FAILURE OCCURRED WHEN DRIVE RECESS STRIPPED.